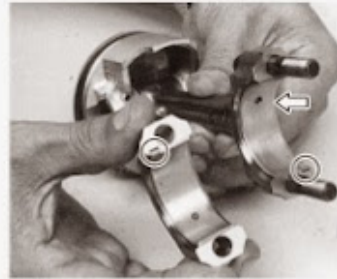


PISTON TO CYLINDER


1. Install conrod bearing to conrod and conrod cap.

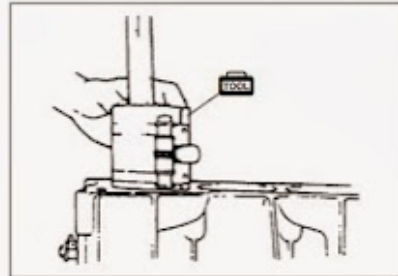
CAUTION

- Assemble each conrod bearing to its original position.
- Do not apply oil between conrod and bearing or between conrod cap and bearing.



2. Apply engine oil to piston and cylinder walls.
3. Insert piston and conrod assembly into cylinder bore from cylinder head side using special tool.

 09916-77310 : Piston ring compressor



Download a Repair Manual in Seconds
Click Here

DOWNLOAD: <https://tinurli.com/2985ly>

Download

a9c2e16639

[cycle panchar kar layo rajasthani song](#)
[peliculameteormanaudiolatino1link](#)
[jmp software free download crack 74](#)
[Crack License Key Dashcommand](#)
[Subnautica Update 84-CODEX License Key](#)
[Xilisoft.Photo.Slideshow.Maker.v1.0.2.0214.Incl.Keygen-Lz0](#)

[American Academy Ophthalmology Books Free Download](#)
[BitTorrent Pro 7.9.5 Build 41163 Crack Final 29 Sep 2015 Seven7i .rar](#)
[Intermission 01 Sub Download](#)
[Freddie Gibbs Midwestgangstaboxframecadillacmuzik juegos alejo blogs a](#)